



Designed by Jonathan Prestwich, the ESSENS tables combine versatility, beauty and harmonious proportions. The meeting point between two essential volumes in equilibrium generates a table base with a sculptural outline. The highly transversal ESSENS programme of tables comprises six types of 100% recyclable polyethylene table bases that allow composing tables in an endless variety of formats and sizes. The original design makes possible to configure tables with a single top or tables by sections of endless size. The bases have been designed to easily solve cable management. The tables can be equipped with different sockets, chargers, connections and accessories. The multiple possibilities of base and top combinations, together with the extensive range of available finishes, allows for endless customisation possibilities.

ECOLOGY

Product environmental data sheet [+info](#)

INCLASS production processes are certified according to environmental standards ISO 14001 in order to minimise any impact on the environment.

ISO 14001 certificate [+info](#)

QUALITY STANDARDS

The quality management system of INCLASS is certified in accordance with ISO 9001 in all the design, manufacturing and sales procedures of its products.

ISO 9001 certificate [+info](#)

UNE-EN 15372:2017 - Furniture - Strength, durability and safety - Requirements for non-domestic tables.

ANSI/SOHO S6.5:2008 - Small Office/Home Office. Comfort, safety, and durability.

INCLASS products have been extensively tested to exceed industry testing standards at AIDIMME.

AIDIMME is member of the European network INNOVAWOOD and its testing laboratories are accredited by ENAC.

WARRANTY

5 years

FINISHES

Finishes book [+info](#)

Rotomolded polyethylene colours

PE1 colours

standard colours



*B00 black 100% recycled material

PE2 colours

composed colours



PE3 colours

standard painted colours



*100% recycled material

PE4 colours

metallic painted colours



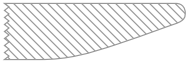
PE5 colours

bespoke painted colours

OPTIONALLY, the bases can be painted in all the colours of the RAL sample card, both in gloss and matt finish.

Tabletops


Lacquered MDF
22mm



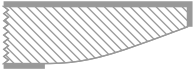
W1 colours



W2 colours




Oak & walnut veneer
23mm



Oak



Walnut




Solid FENIX®
12mm black core



FENIX® laminate
20mm



Solid HPL
12mm black core



Solid HPL
12mm white core



Solid HPL
12mm sand core



Solid HPL STONES
12mm



Round base 38cm (top not included)

Code: **ES10010BA**

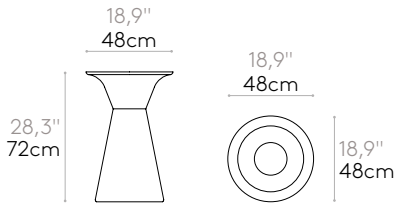


- Ø60cm
- Ø70cm
- Ø80cm
- Ø90cm
- Ø100cm
- 60x60cm
- 70x70cm
- 80x80cm
- 90x90cm

Round polyethylene table base Ø38cm. This base allows to build tables with round tops of up to Ø100cm and square tops of up to 90x90cm. The inner counterweight must be acquired separately.

For this base we recommend a minimum inner counter weight of 25kg.

Finishes: in colours PE1, PE2, PE3, PE4 and PE5 from our rothomolded polyethylene swatch card.



	5,2kg
	1 unit
	7,0 kg
	0,19 m ³
KD	0,24 yd ³

Round base 38cm stool height (top not included)

Code: **ES10040BA**

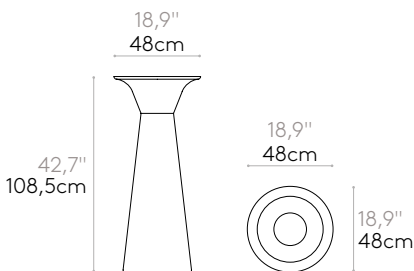


- Ø60cm
- Ø70cm
- Ø80cm
- Ø90cm
- 60x60cm
- 70x70cm
- 80x80cm

Round high polyethylene table base Ø38cm. This base allows to build tables with round tops of up to Ø90cm and square tops of up to 80x80cm. The inner counterweight must be acquired separately.

For this base we recommend a minimum inner counter weight of 25 kg.

Finishes: in colours PE1, PE2, PE3, PE4 and PE5 from our rothomolded polyethylene swatch card.



	6,8kg
	1 unit
	8,8 kg
	0,26 m ³
KD	0,34 yd ³

Round tabletops (for round base Ø38cm)



Tabletops for tables with round bases 38cm.
The prices indicated below are only for the tabletops.

	Top size	60cm	70cm	80cm	90cm	100cm
	Code	ES20060TP	ES20070TP	ES20080TP	ES20090TP	ES20100TP
Oak natural/stained		4 kg	5,5 kg	7,5 kg	9,5 kg	11,5 kg
		4,8 kg 0,03 m ³ / 0,04 yd ³	6,5 kg 0,04 m ³ / 0,05 yd ³	9,0 kg 0,05 m ³ / 0,06 yd ³	10,9 kg 0,06 m ³ / 0,08 yd ³	16,5 kg 0,07 m ³ / 0,09 yd ³
Walnut natural/stained		4 kg	5,5 kg	7,5 kg	9,5 kg	11,5 kg
		4,8 kg 0,03 m ³ / 0,04 yd ³	6,5 kg 0,04 m ³ / 0,05 yd ³	9,0 kg 0,05 m ³ / 0,06 yd ³	10,9 kg 0,06 m ³ / 0,08 yd ³	16,5 kg 0,07 m ³ / 0,09 yd ³
Lacquered MDF colours W1		4 kg	5,5 kg	7 kg	9 kg	11 kg
		4,8 kg 0,03 m ³ / 0,04 yd ³	6,5 kg 0,04 m ³ / 0,05 yd ³	8,5 kg 0,05 m ³ / 0,06 yd ³	10,4 kg 0,06 m ³ / 0,08 yd ³	16 kg 0,07 m ³ / 0,09 yd ³
Lacquered MDF colours W2		4 kg	5,5 kg	7 kg	9 kg	11 kg
		4,8 kg 0,03 m ³ / 0,04 yd ³	6,5 kg 0,04 m ³ / 0,05 yd ³	8,5 kg 0,05 m ³ / 0,06 yd ³	10,4 kg 0,06 m ³ / 0,08 yd ³	16 kg 0,07 m ³ / 0,09 yd ³
Solid HPL 12mm* black core		5 kg	6,5 kg	8,5 kg	10,5 kg	13 kg
		5,8 kg 0,03 m ³ / 0,04 yd ³	7,5 kg 0,04 m ³ / 0,05 yd ³	10,0 kg 0,05 m ³ / 0,06 yd ³	11,9 kg 0,06 m ³ / 0,08 yd ³	18 kg 0,07 m ³ / 0,09 yd ³
FENIX® laminate 20mm*		3,7 kg	5,1 kg	6,6 kg	8,4 kg	10,3 kg
		4,5 kg 0,03 m ³ / 0,04 yd ³	6,1 kg 0,04 m ³ / 0,05 yd ³	8,1 kg 0,05 m ³ / 0,06 yd ³	9,8 kg 0,06 m ³ / 0,08 yd ³	15,3 kg 0,07 m ³ / 0,09 yd ³
Solid FENIX® 12mm* black / black core		5 kg	6,5 kg	8,5 kg	11 kg	13,5 kg
		5,8 kg 0,03 m ³ / 0,04 yd ³	7,5 kg 0,04 m ³ / 0,05 yd ³	10,0 kg 0,05 m ³ / 0,06 yd ³	12,4 kg 0,06 m ³ / 0,08 yd ³	18,5 kg 0,07 m ³ / 0,09 yd ³
Solid HPL 12mm* white / white core sand / sand core		5 kg	6,5 kg	8,5 kg	10,5 kg	13 kg
		5,8 kg 0,03 m ³ / 0,04 yd ³	7,5 kg 0,04 m ³ / 0,05 yd ³	10,0 kg 0,05 m ³ / 0,06 yd ³	11,9 kg 0,06 m ³ / 0,08 yd ³	18 kg 0,07 m ³ / 0,09 yd ³
Solid HPL STONES 12mm*		5 kg	6,5 kg	8,5 kg	10,5 kg	13 kg
		5,8 kg 0,03 m ³ / 0,04 yd ³	7,5 kg 0,04 m ³ / 0,05 yd ³	10,0 kg 0,05 m ³ / 0,06 yd ³	11,9 kg 0,06 m ³ / 0,08 yd ³	18 kg 0,07 m ³ / 0,09 yd ³

* The size of the HPL tops may have variations of ±1cm.
** Includes reinforcement steel beams.

Square tabletops (for round base Ø38cm)



Tabletops for tables with round bases 38cm.
The prices indicated below are only for the tabletops.

Top size	60x60cm	70x70cm	80x80cm	90x90cm
Code	ES20606TP	ES20707TP	ES20808TP	ES20909TP
Oak natural/stained	6 kg 6,8 kg 0,03 m ³ / 0,04 yd ³	7 kg 8,0 kg 0,04 m ³ / 0,05 yd ³	9 kg 10,5 kg 0,05 m ³ / 0,06 yd ³	11,5 kg 12,9 kg 0,06 m ³ / 0,08 yd ³
Walnut natural/stained	6 kg 6,8 kg 0,03 m ³ / 0,04 yd ³	7 kg 8,0 kg 0,04 m ³ / 0,05 yd ³	9 kg 10,5 kg 0,05 m ³ / 0,06 yd ³	11,5 kg 12,9 kg 0,06 m ³ / 0,08 yd ³
Lacquered MDF colours W1	5 kg 5,8 kg 0,03 m ³ / 0,04 yd ³	7 kg 8,0 kg 0,04 m ³ / 0,05 yd ³	9kg 10,5 kg 0,05 m ³ / 0,06 yd ³	11,5 kg 12,9 kg 0,06 m ³ / 0,08 yd ³
Lacquered MDF colours W2	5 kg 5,8 kg 0,03 m ³ / 0,04 yd ³	7 kg 8,0 kg 0,04 m ³ / 0,05 yd ³	9kg 10,5 kg 0,05 m ³ / 0,06 yd ³	11,5 kg 12,9 kg 0,06 m ³ / 0,08 yd ³
Solid HPL 12mm* black core	5 kg 5,8 kg 0,03 m ³ / 0,04 yd ³	8 kg 9,0 kg 0,04 m ³ / 0,05 yd ³	10,5 kg 12,0 kg 0,05 m ³ / 0,06 yd ³	13,5 kg 14,9 kg 0,06 m ³ / 0,08 yd ³
FENIX® laminate 20mm*	4,7 kg 5,5 kg 0,03 m ³ / 0,04 yd ³	6,4 kg 7,4 kg 0,04 m ³ / 0,05 yd ³	8,4 kg 9,9 kg 0,05 m ³ / 0,06 yd ³	10,6 kg 12 kg 0,06 m ³ / 0,08 yd ³
Solid FENIX® 12mm* black / black core	6,5 kg 7,3 kg 0,03 m ³ / 0,04 yd ³	8,5 kg 9,5 kg 0,04 m ³ / 0,05 yd ³	11 kg 12,5 kg 0,05 m ³ / 0,06 yd ³	14 kg 15,4 kg 0,06 m ³ / 0,08 yd ³
Solid HPL 12mm* white / white core sand / sand core	5 kg 5,8 kg 0,03 m ³ / 0,04 yd ³	8 kg 9,0 kg 0,04 m ³ / 0,05 yd ³	10,5 kg 12,0 kg 0,05 m ³ / 0,06 yd ³	13,5 kg 14,9 kg 0,06 m ³ / 0,08 yd ³
Solid HPL STONES 12mm*	5 kg 5,8 kg 0,03 m ³ / 0,04 yd ³	8 kg 9,0 kg 0,04 m ³ / 0,05 yd ³	10,5 kg 12,0 kg 0,05 m ³ / 0,06 yd ³	13,5 kg 14,9 kg 0,06 m ³ / 0,08 yd ³

* The size of the HPL tops may have variations of ±1cm.
** Includes reinforcement steel beams.

Round base 50cm (top not included)

Code: **ES10020BA**



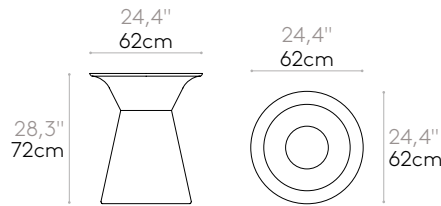
Ø120cm
Ø140cm

100x100cm
120x120cm

Round polyethylene table base Ø50cm. This base allows to build tables with round tops of up to Ø140cm and square tops of up to 120x120cm. The inner counterweight must be acquired separately.

For this base we recommend a minimum inner counter weight of 50kg.

Finishes: in colours PE1, PE2, PE3, PE4 and PE5 from our rothomolded polyethylene swatch card.




KG 10,4kg
Box 1 unit
12 kg
0,23 m³
0,30 yd³
KD

Round tabletops (for round base Ø50cm)



Square tabletops (for round base Ø50cm)



	Top size	Round base		Square base	
		120cm	140cm	100x100cm	120x120cm
	Code	ES20120TP	ES20140TP	ES21010TP	ES21212TP
Oak natural/stained	KG	17 kg	23 kg	14 kg	20,5 kg
	BOX	23,8 kg 0,09 m ³ / 0,12 yd ³	32 kg 0,12 m ³ / 0,16 yd ³	19 kg 0,07 m ³ / 0,09 yd ³	27,3 kg 0,09 m ³ / 0,12 yd ³
Walnut natural/stained	KG	17 kg	23 kg	14 kg	20,5 kg
	BOX	23,8 kg 0,09 m ³ / 0,12 yd ³	32 kg 0,12 m ³ / 0,16 yd ³	19 kg 0,07 m ³ / 0,09 yd ³	27,3 kg 0,09 m ³ / 0,12 yd ³
Lacquered MDF colours W1	KG	16 kg	22 kg	14 kg	20,5 kg
	BOX	22,8 kg 0,09 m ³ / 0,12 yd ³	31 kg 0,12 m ³ / 0,16 yd ³	19 kg 0,07 m ³ / 0,09 yd ³	27,3 kg 0,09 m ³ / 0,12 yd ³
Lacquered MDF colours W2	KG	16 kg	22 kg	14 kg	20,5 kg
	BOX	22,8 kg 0,09 m ³ / 0,12 yd ³	31 kg 0,12 m ³ / 0,16 yd ³	19 kg 0,07 m ³ / 0,09 yd ³	27,3 kg 0,09 m ³ / 0,12 yd ³
Solid HPL 12mm* black core	KG	18,5 kg	25 kg	16,5 kg	23,5 kg
	BOX	25,3 kg 0,09 m ³ / 0,12 yd ³	34 kg 0,12 m ³ / 0,16 yd ³	21,5 kg 0,07 m ³ / 0,09 yd ³	30,3 kg 0,09 m ³ / 0,12 yd ³
FENIX® laminate 20mm*	KG	14,9 kg	20,2 kg	13,1 kg	18,9 kg
	BOX	21,7 kg 0,09 m ³ / 0,12 yd ³	29,2 kg 0,12 m ³ / 0,16 yd ³	18,1 kg 0,07 m ³ / 0,09 yd ³	25,7 kg 0,09 m ³ / 0,12 yd ³
Solid FENIX® 12mm* black / black core	KG	19 kg	26 kg	17 kg	24 kg
	BOX	25,8 kg 0,09 m ³ / 0,12 yd ³	35 kg 0,12 m ³ / 0,16 yd ³	22 kg 0,07 m ³ / 0,09 yd ³	26,2 kg 0,09 m ³ / 0,12 yd ³
Solid HPL 12mm* white / white core sand / sand core	KG	18,5 kg	25 kg	16,5 kg	23,5 kg
	BOX	25,3 kg 0,09 m ³ / 0,12 yd ³	34 kg 0,12 m ³ / 0,16 yd ³	21,5 kg 0,07 m ³ / 0,09 yd ³	30,3 kg 0,09 m ³ / 0,12 yd ³
Solid HPL STONES 12mm*	KG	18,5 kg	25 kg	16,5 kg	23,5 kg
	BOX	25,3 kg 0,09 m ³ / 0,12 yd ³	34 kg 0,12 m ³ / 0,16 yd ³	21,5 kg 0,07 m ³ / 0,09 yd ³	30,3 kg 0,09 m ³ / 0,12 yd ³

* The size of the HPL tops may have variations of ±1cm.
** Includes reinforcement steel beams.

Round base 65cm (top not included)

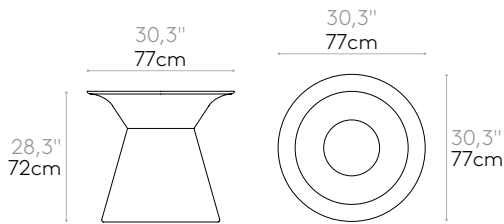
Code: **ES10050BA**



Round polyethylene table base Ø65cm. This base allows to build tables with round tops of up to Ø180cm and square tops of up to 140x140cm. The inner counterweight must be acquired separately.

For this base we recommend a minimum inner counter weight of 75kg.

Finishes: in colours PE1, PE2, PE3, PE4 and PE5 from our rothomolded polyethylene swatch card.



13kg
 1 unit
 15,9 kg
 0,48 m³
 0,63 yd³
KD

Round tabletops (for round base Ø65cm)



	Top size	160cm	180cm
	Code	ES20160TP	ES20180TP
Oak natural/stained		30 kg	38 kg
		41,4 kg 0,15 m ³ / 0,20 yd ³	52,3 kg 0,19 m ³ / 0,24 yd ³
Walnut natural/stained		30 kg	38 kg
		41,4 kg 0,15 m ³ / 0,20 yd ³	52,3 kg 0,19 m ³ / 0,24 yd ³
Lacquered MDF colours W1		28,5 kg	36,5 kg
		39,9 kg 0,15 m ³ / 0,20 yd ³	50,7 kg 0,19 m ³ / 0,24 yd ³
Lacquered MDF colours W2		28,5 kg	36,5 kg
		39,9 kg 0,15 m ³ / 0,20 yd ³	50,7 kg 0,19 m ³ / 0,24 yd ³
Solid HPL 12mm* black core		33 kg	—
		44,4 kg 0,15 m ³ / 0,20 yd ³	—
FENIX® laminate 20mm*		26,4 kg	—
		37,8 kg 0,15 m ³ / 0,20 yd ³	—
Solid FENIX® 12mm* black / black core		34 kg	—
		45,4 kg 0,15 m ³ / 0,20 yd ³	—
Solid HPL 12mm* white / white core sand / sand core		33 kg	—
		44,4 kg 0,15 m ³ / 0,20 yd ³	—
Solid HPL STONES 12mm*		34 kg	—
		45,4 kg 0,15 m ³ / 0,20 yd ³	—

Square tabletop (for round base Ø65cm)



140x140cm
ES21414TP
28 kg
37 kg 0,12 m ³ / 0,16 yd ³
28 kg
37 kg 0,12 m ³ / 0,16 yd ³
28 kg
37 kg 0,12 m ³ / 0,16 yd ³
28 kg
32 kg
41 kg 0,12 m ³ / 0,16 yd ³
25,7 kg
34,7 kg 0,12 m ³ / 0,16 yd ³
33 kg
42 kg 0,12 m ³ / 0,16 yd ³
32 kg
41 kg 0,12 m ³ / 0,16 yd ³
33 kg
42 kg 0,12 m ³ / 0,16 yd ³

* The size of the HPL tops may have variations of ±1cm.
 ** Includes reinforcement steel beams.

Elliptical base (top not included)

Code: **ES10060BA**

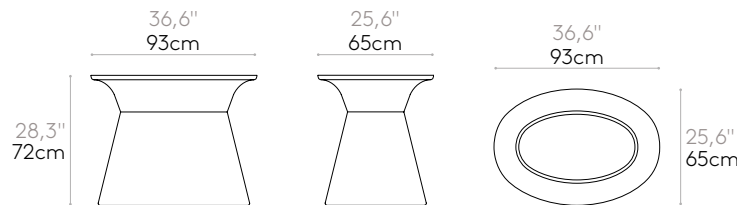


220x140cm
240x140cm
260x150cm
280x150cm

Elliptical polyethylene table base. This base allows to build tables with elliptical tops of up to 280x150cm. The inner counterweight must be acquired separately.

For this base we recommend a minimum inner counter weight of 125kg.

Finishes: in colours PE1, PE2, PE3, PE4 and PE5 from our rothomolded polyethylene swatch card.



19,5 kg
 1 unit
21,8 kg
0,39 m³
0,50 yd³
KD

Elliptical tabletops (for elliptical base)



Tabletops for tables with elliptical bases.

The prices indicated below are only for the tabletops.

	Top size	220x140cm	240x140cm**	260x150cm**	280x150cm**
	Code	ES22214TE	ES22414TE	ES22615TE	ES22815TE
Oak natural/stained		36,5 kg	50,7 kg	57,7 kg	61,2 kg
		42,3 kg 0,17 m ³ / 0,22 yd ³	58,5 kg 0,49 m ³ / 0,64 yd ³	65,5 kg 0,52 m ³ / 0,68 yd ³	69 kg 0,54 m ³ / 0,71 yd ³
Walnut natural/stained		36,5 kg	50,7 kg	57,7 kg	61,2 kg
		42,3 kg 0,17 m ³ / 0,22 yd ³	58,5 kg 0,49 m ³ / 0,64 yd ³	65,5 kg 0,52 m ³ / 0,68 yd ³	69 kg 0,54 m ³ / 0,71 yd ³
Lacquered MDF colours W1		36 kg	50,2 kg	57,2 kg	60,7 kg
		41,8 kg 0,17 m ³ / 0,22 yd ³	58 kg 0,49 m ³ / 0,64 yd ³	65 kg 0,52 m ³ / 0,68 yd ³	68,5 kg 0,53 m ³ / 0,69 yd ³
Lacquered MDF colours W2		36 kg	50,2 kg	57,2 kg	60,7 kg
		41,8 kg 0,17 m ³ / 0,22 yd ³	58 kg 0,49 m ³ / 0,64 yd ³	65 kg 0,52 m ³ / 0,68 yd ³	68,5 kg 0,53 m ³ / 0,69 yd ³
Solid HPL 12mm* black core		41 kg	55,7 kg	63,2 kg	67,2 kg
		48,4 kg 0,14 m ³ / 0,18 yd ³	63,5 kg 0,45 m ³ / 0,59 yd ³	71 kg 0,47 m ³ / 0,61 yd ³	75 kg 0,49 m ³ / 0,64 yd ³
FENIX® laminate 20mm*		33,3 kg	47,3 kg	52,6 kg	55,8 kg
		39,1 kg 0,14 m ³ / 0,18 yd ³	55,1 kg 0,45 m ³ / 0,59 yd ³	65,4 kg 0,47 m ³ / 0,61 yd ³	63,6 kg 0,49 m ³ / 0,64 yd ³
Solid FENIX® 12mm* black / black core		42,5 kg	57,7 kg	65,2 kg	69,2 kg
		49,9 kg 0,14 m ³ / 0,18 yd ³	65,5 kg 0,45 m ³ / 0,59 yd ³	73 kg 0,47 m ³ / 0,61 yd ³	77 kg 0,49 m ³ / 0,64 yd ³
Solid HPL 12mm* white / white core sand / sand core		41 kg	55,7 kg	63,2 kg	67,2 kg
		48,4 kg 0,14 m ³ / 0,18 yd ³	63,5 kg 0,45 m ³ / 0,59 yd ³	71 kg 0,47 m ³ / 0,61 yd ³	75 kg 0,49 m ³ / 0,64 yd ³
Solid HPL STONES 12mm*		41 kg	55,7 kg	63,2 kg	67,2 kg
		48,4 kg 0,14 m ³ / 0,18 yd ³	63,5 kg 0,45 m ³ / 0,59 yd ³	71 kg 0,47 m ³ / 0,61 yd ³	75 kg 0,49 m ³ / 0,64 yd ³

* The size of the HPL tops may have variations of ±1cm.
** Includes reinforcement steel beams.

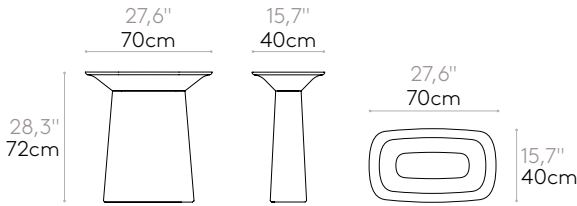
Oval base (top not included)





Oval polyethylene table base. Using multiple bases allows to build tables with a maximum width of 140cm and infinite length. The inner counterweight must be acquired separately.

For this base we recommend a minimum inner counter weight of 40kg.

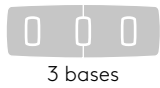
Finishes: in colours PE1, PE2, PE3, PE4 and PE5 from our rothomolded polyethylene swatch card.



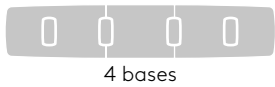
	6,1kg
	1 unit 7,8 kg 0,21 m ³ 0,28 yd ³
KD	



With 2 bases: 200x100, 220x120, 240x120, 260x120, 280x140x 300x140cm



With 3 bases: 400x140, 500x140, 600x140cm



With 4 bases: 700x140, 800x140cm

Oval tabletops (for tables with 2 oval bases)



Tabletops for tables with 2 oval bases.

The prices indicated below are only for the tabletops.

	Top size	200x100cm	220x120cm	240x120cm	260x120cm**	280x140cm**	300x140cm**
	Code	ES22010TP	ES22212TP	ES22412TP	ES22612TP	ES22814TP	ES23014TP
Oak natural/stained		27 kg	36 kg	39,5 kg	52,6 kg	64,6 kg	68,6 kg
		40,1 kg 0,12 m ³ / 0,16 yd ³	54,3 kg 0,15 m ³ / 0,20 yd ³	57,8 kg 0,16 m ³ / 0,21 yd ³	72,9 kg 0,2 m ³ / 0,26 yd ³	90,9 kg 0,25 m ³ / 0,33 yd ³	94,9 kg 0,27 m ³ / 0,35 yd ³
Walnut natural/stained		27 kg	36 kg	39,5 kg	52,6 kg	64,6 kg	68,6 kg
		40,1 kg 0,12 m ³ / 0,16 yd ³	54,3 kg 0,15 m ³ / 0,20 yd ³	57,8 kg 0,16 m ³ / 0,21 yd ³	72,9 kg 0,2 m ³ / 0,26 yd ³	90,9 kg 0,25 m ³ / 0,33 yd ³	94,9 kg 0,27 m ³ / 0,35 yd ³
Lacquered MDF colours W1		27 kg	36 kg	39 kg	52,1 kg	64,6 kg	68,6 kg
		40,1 kg 0,11 m ³ / 0,15 yd ³	54,3 kg 0,15 m ³ / 0,20 yd ³	57,3 kg 0,16 m ³ / 0,21 yd ³	72,4 kg 0,19 m ³ / 0,25 yd ³	90,9 kg 0,25 m ³ / 0,33 yd ³	94,9 kg 0,27 m ³ / 0,35 yd ³
Lacquered MDF colours W2		27 kg	36 kg	39 kg	52,1 kg	64,6 kg	68,6 kg
		40,1 kg 0,11 m ³ / 0,15 yd ³	54,3 kg 0,15 m ³ / 0,20 yd ³	57,3 kg 0,16 m ³ / 0,21 yd ³	72,4 kg 0,19 m ³ / 0,25 yd ³	90,9 kg 0,25 m ³ / 0,33 yd ³	94,9 kg 0,27 m ³ / 0,35 yd ³
Solid HPL 12mm* black core		31 kg	41 kg	45 kg	58,1 kg	72,1 kg	76,1 kg
		44,1 kg 0,09 m ³ / 0,12 yd ³	59,3 kg 0,12 m ³ / 0,16 yd ³	63,3 kg 0,13 m ³ / 0,16 yd ³	78,4 kg 0,16 m ³ / 0,21 yd ³	98,4 kg 0,21 m ³ / 0,27 yd ³	102,4 kg 0,22 m ³ / 0,29 yd ³
FENIX® laminate 20mm*		24,8 kg	33 kg	36 kg	48,7 kg	60,1 kg	63,6 kg
		37,9 kg 0,09 m ³ / 0,12 yd ³	51,2 kg 0,12 m ³ / 0,16 yd ³	54,2 kg 0,13 m ³ / 0,16 yd ³	68,9 kg 0,16 m ³ / 0,21 yd ³	86,4 kg 0,21 m ³ / 0,27 yd ³	89,8 kg 0,22 m ³ / 0,29 yd ³
Solid FENIX® 12mm* black / black core		32 kg	42,5 kg	46,5 kg	60,1 kg	72,1 kg	78,6 kg
		45,1 kg 0,09 m ³ / 0,12 yd ³	60,8 kg 0,12 m ³ / 0,16 yd ³	64,8 kg 0,13 m ³ / 0,16 yd ³	80,4 kg 0,16 m ³ / 0,21 yd ³	98,4 kg 0,21 m ³ / 0,27 yd ³	104,9 kg 0,22 m ³ / 0,29 yd ³
Solid HPL 12mm* white / white core sand / sand core		31 kg	41 kg	45 kg	58,1 kg	72,1 kg	76,1 kg
		44,1 kg 0,09 m ³ / 0,12 yd ³	59,3 kg 0,12 m ³ / 0,16 yd ³	63,3 kg 0,13 m ³ / 0,16 yd ³	78,4 kg 0,16 m ³ / 0,21 yd ³	98,4 kg 0,21 m ³ / 0,27 yd ³	102,4 kg 0,22 m ³ / 0,29 yd ³
Solid HPL STONES 12mm*		31 kg	41 kg	45 kg	58,1 kg	72,1 kg	76,1 kg
		44,1 kg 0,09 m ³ / 0,12 yd ³	59,3 kg 0,12 m ³ / 0,16 yd ³	63,3 kg 0,13 m ³ / 0,16 yd ³	78,4 kg 0,16 m ³ / 0,21 yd ³	98,4 kg 0,21 m ³ / 0,27 yd ³	102,4 kg 0,22 m ³ / 0,29 yd ³

* The size of the HPL tops may have variations of ±1cm.
 ** Includes reinforcement steel beams.

Oval tabletops (for tables with 3 oval bases)

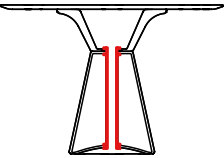




(for tables with 4 oval bases)









	Top size	400x140cm**	500x140cm**	600x140cm**	700x140cm**	800x140cm**
		Code	ES24014TP	ES25014TP	ES26014TP	ES27014TP
Oak natural/stained		93,9 kg	118,2 kg	143 kg	168,3 kg	193 kg
		144,5 kg 0,35 m ³ / 0,46 yd ³	168,8 kg 0,44 m ³ / 0,58 yd ³	193,6 kg 0,53 m ³ / 0,69 yd ³	244,2 kg 0,61 m ³ / 0,80 yd ³	268,9 kg 0,69 m ³ / 0,90 yd ³
Walnut natural/stained		93,9 kg	118,2 kg	143 kg	168,3 kg	193 kg
		144,5 kg 0,35 m ³ / 0,46 yd ³	168,8 kg 0,44 m ³ / 0,58 yd ³	193,6 kg 0,53 m ³ / 0,69 yd ³	244,2 kg 0,61 m ³ / 0,80 yd ³	268,9 kg 0,69 m ³ / 0,90 yd ³
Lacquered MDF colours W1		93,9 kg	118,2 kg	143 kg	168,3 kg	193,5 kg
		144,5 kg 0,35 m ³ / 0,46 yd ³	168,8 kg 0,43 m ³ / 0,56 yd ³	193,6 kg 0,52 m ³ / 0,68 yd ³	244,2 kg 0,6 m ³ / 0,78 yd ³	269,4 kg 0,68 m ³ / 0,89 yd ³
Lacquered MDF colours W2		93,9 kg	118,2 kg	143 kg	168,3 kg	193,5 kg
		144,5 kg 0,35 m ³ / 0,46 yd ³	168,8 kg 0,43 m ³ / 0,56 yd ³	193,6 kg 0,52 m ³ / 0,68 yd ³	244,2 kg 0,6 m ³ / 0,78 yd ³	269,4 kg 0,68 m ³ / 0,89 yd ³
Solid HPL 12mm* black core		104,4 kg	131,2 kg	158 kg	185,8 kg	213,5 kg
		155 kg 0,29 m ³ / 0,38 yd ³	181,8 kg 0,36 m ³ / 0,47 yd ³	208,6 kg 0,43 m ³ / 0,56 yd ³	261,7 kg 0,49 m ³ / 0,64 yd ³	289,4 kg 0,56 m ³ / 0,73 yd ³
FENIX® laminate 20mm*		87,4 kg	110,1 kg	139,9 kg	151,2 kg	220 kg
		138 kg 0,29 m ³ / 0,38 yd ³	160,7 kg 0,36 m ³ / 0,47 yd ³	190,5 kg 0,43 m ³ / 0,56 yd ³	227,1 kg 0,49 m ³ / 0,64 yd ³	295,9 kg 0,56 m ³ / 0,73 yd ³
Solid FENIX® 12mm* black / black core		107,4 kg	135,2 kg	163 kg	191,8 kg	220 kg
		158 kg 0,29 m ³ / 0,38 yd ³	185,8 kg 0,36 m ³ / 0,47 yd ³	213,6 kg 0,43 m ³ / 0,56 yd ³	267,7 kg 0,49 m ³ / 0,64 yd ³	295,9 kg 0,56 m ³ / 0,73 yd ³
Solid HPL 12mm* white / white core sand / sand core		104,4 kg	131,2 kg	158 kg	185,8 kg	213,5 kg
		155 kg 0,29 m ³ / 0,38 yd ³	181,8 kg 0,36 m ³ / 0,47 yd ³	208,6 kg 0,43 m ³ / 0,56 yd ³	261,7 kg 0,49 m ³ / 0,64 yd ³	289,4 kg 0,56 m ³ / 0,73 yd ³
Solid HPL STONES 12mm*		104,4 kg	131,2 kg	158 kg	185,8 kg	213,5 kg
		155 kg 0,29 m ³ / 0,38 yd ³	181,8 kg 0,36 m ³ / 0,47 yd ³	208,6 kg 0,43 m ³ / 0,56 yd ³	261,7 kg 0,49 m ³ / 0,64 yd ³	289,4 kg 0,56 m ³ / 0,73 yd ³

* The size of the HPL tops may have variations of ±1cm.
 ** Includes reinforcement steel beams.

OPTIONAL ITEMS & ACCESSORIES

	Code	Description
	ES30012OP	40kg inner counterweight of gravel for table base
	ES30013OP	60kg inner counterweight of gravel for table base
	ES30015OP	80kg inner counterweight of gravel for table base
	ES30017OP	100kg inner counterweight of gravel for table base
	ES30019OP	120kg inner counterweight of gravel for table base
	ES30020PS	Cable management tube for base 38cm
	ES30022PS	Cable management tube for base 50cm
	ES30023PS	Cable management tube for base 65cm
	ES30024PS	Cable management tube for base 38cm stool height
	ES30026PS	Cable management tube for oval base
	ES30027PS	Cable management tube for elliptical base
		ES41212MA
	ES41224MA	Cut-out with lid for top access (24x12cm) *Cable tray not included *A drawing of the top with the exact position of cut-outs must be attached to the order.
	ES41236MA	Cut-out with lid for top access (36x12cm) *Cable tray not included *A drawing of the top with the exact position of cut-outs must be attached to the order.
	ES40120MA	Cut-out with lid for top access (Ø12cm) *Cable tray not included *A drawing of the top with the exact position of cut-outs must be attached to the order.
	ES40010ME	Custom cut-out on tabletop *A drawing of the top with the exact position of cut-outs must be attached to the order.
	ELC0060EL	Self adhesive cable holder mesh 30x40cm
	ELC0130	Under top cable tray L.30cm (Available inside Ø50cm, Ø65cm and elliptical bases. Also between bases in oval tables. Size: 140x80x300mm)
	ELC0140	Under top cable tray L.40cm (Available inside Ø65cm and elliptical bases. Also between bases in oval tables. Size: 140x80x400mm)
	ELC0180	Under top cable tray L.80cm (Availabe between bases in oval tables larger than 260cm. Size: 140x80x800mm)

OPTIONAL ITEMS & ACCESSORIES

	Code	Description
	ELC0010	<p>Plastic cable grommet with cover Ø80mm (Available in black or white)</p> <p>*A drawing of the top with the exact position of cut-outs must be attached to the order.</p>
	ELC0020EL	<p>Brushed aluminum grommet with cover Ø80mm</p> <p>*A drawing of the top with the exact position of cut-outs must be attached to the order.</p>
	ELC0030EL	<p>Wireless induction charger Ø80mm (Output: 2m cable Micro USB to USB)</p> <p>*A drawing of the top with the exact position of cut-outs must be attached to the order.</p>
	ELC0040EL	<p>USB charger with 2 ports Ø30mm (Output: 1,5m cable + Schucko transformer)</p> <p>*A drawing of the top with the exact position of cut-outs must be attached to the order.</p>
	ELC0050EL	<p>On top Schuko socket Ø56mm (Output: 20cm cable + WIELAND connection)</p> <p>*A drawing of the top with the exact position of cut-outs must be attached to the order</p>
	ELC0090EL	<p>On top Schuko socket + USB-A + USB-C Ø60mm (Output: 20cm cable + WIELAND connection)</p> <p>*A drawing of the top with the exact position of cut-outs must be attached to the order</p>