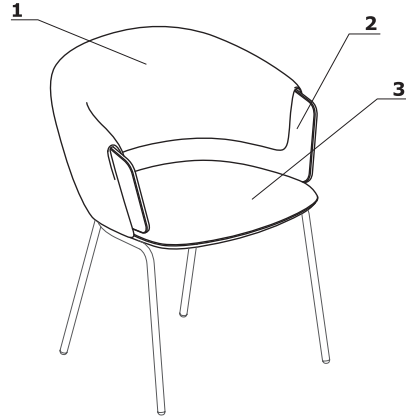


**Technical specification**

- 1 Backrest** - wadding 400 g/m<sup>2</sup>, upholstered
- 2 Backrest** - plywood 12 mm
- 3 Seat** - plywood, 15 mm thick; cut foam, density of 33 kg/m<sup>3</sup>, upholstered



Maximum load is 120 kg.

## Bases

**CL2P1:**

- 4 - legged, metal, powder coated
- legs made of tube Ø18 mm
- polypropylene feet



CL2P1

**CL2P19:**

- 4 - star, aluminum, powder coated
- swivel seat - 360°
- aluminium cast
- legs finished with polypropylene feet



CL2P19

**CL2P19K:**


- 4 - star, aluminum, powder coated
- swivel seat - 360°
- aluminium cast
- castors for soft floors
- OPTION WITH EXTRA CHARGE - castors for hard floors



CL2P19K

**CL2P26:**

- skid, steel pipe Ø 22 mm, powder coated metal
- polypropylene feet



CL2P26

**CL3P23H:**


- high stool
- skid, metal
- Ø12 mm wired legs, powder coated
- legs with glides



CL3P23H

**CL3P24H:**

- high stool
- skid, metal
- Ø12 mm wired legs, powder coated
- legs with glides



CL3P24H

**CL3P7:**

- high stool
- frame made of tube Ø18 mm, wall thickness 2 mm, powder coated
- polypropylene feet



CL3P7

**CL3P8:**

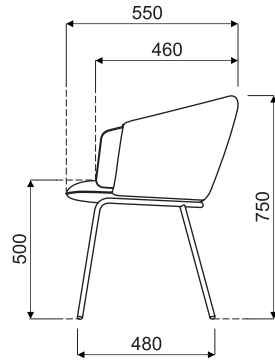

- high stool
- frame made of tube Ø18 mm, wall thickness 2 mm, powder coated
- polypropylene feet



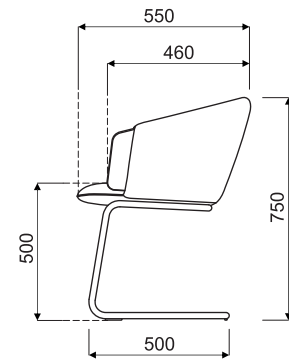

CL3P8

Dimensions (mm)

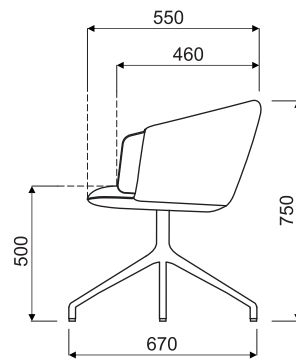
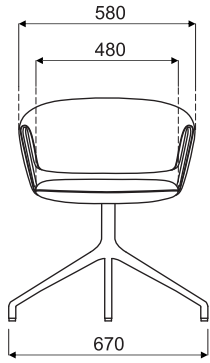
CL2P1



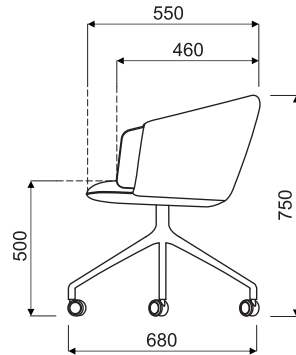
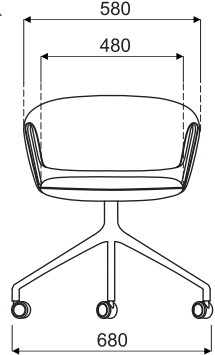
CL2P26



CL2P19

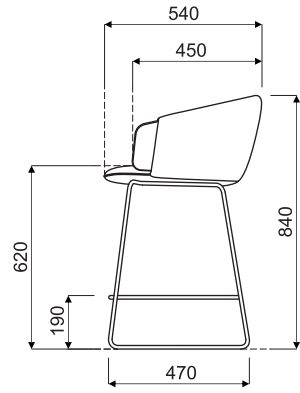


CL2P19K

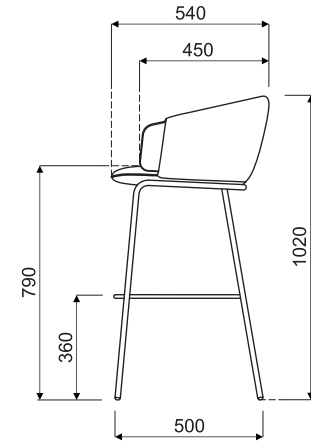



## Dimensions (mm)

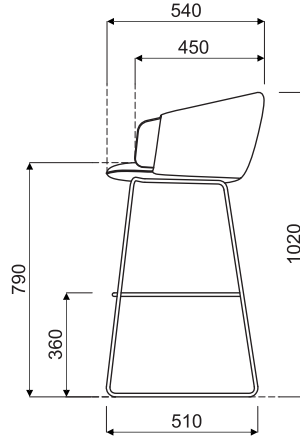

CL3P23H



CL3P8



CL3P24H



CL3P7

